

Bayer 

ADVANCED LAWN

TREATS
5,000
SQ FT

POWER FORCE™

KILLS BUGS FAST

Multi-Insect Killer

READY-TO-SPREAD GRANULES

**Kills Lawn Pests-
GUARANTEED**

**Kills ants, fleas,
ticks, cutworms,
chinch bugs,
mole crickets
& other pests**



Active Ingredient:
Cyluthrin 0.1%
Other Ingredients 99.9%

KEEP OUT OF REACH OF CHILDREN

CAUTION See back panel for ingredients
and precautionary statements
DO NOT APPLY LIQUID SPRAYS CONTAINING CYLUTHRIN
IN ADDITION TO THIS PRODUCT.

NET WT 10 LB (4.53kg)



ADVANCED LAWN

POWERFORCE™


KILLS BUGS FAST

Multi-Insect Killer

Bayer Advanced Lawn™ PowerForce™ Multi-Insect Killer provides up to 30 days insect protection against most common insects, including ants, ticks, and fleas. Keeping your yard and garden free of nuisance pests has never been easier.

READY-TO-SPREAD GRANULES

READ THE LABEL FIRST!

QUICK FACTS	
<ul style="list-style-type: none"> Kills Pests Outdoors in Lawns, Gardens & Around Homes Easy-to-Use Granules 	
KILLS	Ants, Earwigs, Fleas, Centipedes, Spiders, Ticks, Cockroaches, and other listed pests
COVERAGE	Covers up to 5,000 sq. ft.
WHERE TO USE	Lawns, Gardens & around house foundations
WHEN TO USE	When insects or damage first appear
HOW MUCH TO USE	See directions
 For questions or comments call toll-free 1-877-BayerAL or visit us on-line at www.BayerAdvanced.com	

FOR OUTDOOR RESIDENTIAL USE

ACTIVE INGREDIENT	Cyfluthrin	0.1%
OTHER INGREDIENTS*		99.9%
		100.0%

*Other ingredients include: Ammonium sulfate granules, dipropylene glycol (to adhere the active ingredient on the granules) and organic solvent (less than 0.4%, to dissolve the active ingredient for mixing) and emulsifiers (to keep the liquid ingredients uniformly mixed). Treats 5,000 sq. ft.
 EPA Reg. No. 3125-506-72155
 EPA Est. No. indicated by 2nd and 3rd digits of the batch number on this package:
 (79) = 5905-CA-01 (46) = 5905-AA-01 (77) = 070989-MO-001 (76) = 34704-NB-1 (54) = 8660-AL-1 (03, 14) = 3125-MO-1

KILLS
 Annual Bluegrass Weevil adults (hyperodes), Ants, Armyworms, Billbugs (adults), Black Turfgrass Ateenius (adults), Centipedes, Chiggers, Chinchbugs, Cockroaches, Crickets, Cutworms, Digger Wasps (Grada killer), Earwigs, Fleas, Grasshoppers, Hyperodes Weevil (adults), Leathoppers, Mealybugs, Millipedes, Mole Crickets, Mosquitoes, Pillbugs, Scorpions, Sod Webworms (Lawn Moths), Sowbugs, Spiders, Termite, Ticks

DIRECTIONS FOR USE
 It is a violation of Federal law to use this product in a manner inconsistent with its labeling. For best results, be sure to read and follow all label directions.

BEFORE YOU USE
 Read and follow these directions when using:

- Do not apply near fish pools, ponds, streams or lakes.
- Food utensils such as teaspoons and measuring cups should not be used for food purposes after use with this insecticide.
- Keep children and pets away from the treated area until it has been watered and allowed to dry.

HOW TO USE	
TO CONTROL HOUSEHOLD PESTS BEFORE THEY COME INDOORS	
PESTS	Ants, Centipedes, Cockroaches, Crickets, Digger Wasps, Millipedes, Pillbugs, Scorpions, Sowbugs, Spiders
HOW MUCH TO APPLY	1/3 to 1/2 cup per 45 to 50 ft. (2 to 3 ft. band) 2 to 3 lbs. per 1000 sq. ft. Covers 5,000 sq. ft. (a band 10 feet wide and 500 feet long.) 1 to 2 tsp. per mound or wasp burrow
HOW TO APPLY	Around the House To keep these pests away from your home, apply granules in a band 2 to 3 feet wide around and up to the building. TIP: A hand-held spreader makes this easy. For ant Mounds or Wasp Burrows Sprinkle 1 to 2 teaspoons of granules over the ant mound or wasp burrow. Treat wasps at night, after they are back in their nest.
TO CONTROL LAWN PESTS	
PESTS	Ants, Hyperodes Weevil (adults), Armyworms, Billbugs (adults), Black Turfgrass Ateenius (adults), Chiggers, Chinchbugs, Cutworms, Fleas, Grasshoppers, Leathoppers, Mealybugs, Mole Crickets, Sod Webworms (Lawn Moths), Ticks
HOW MUCH TO APPLY	Apply 2 to 3 lbs. per 1000 sq. ft. (This bag covers up to 5000 sq. ft.) Adjust your spreader to the proper setting. See table.
HOW TO APPLY	Use rotary or drop type spreaders to apply granules evenly over the lawn. To be sure you cover the entire area uniformly, first treat the border of the lawn then fill in the center. Make parallel passes, walking at a steady pace to ensure even distribution of the granules. Water thoroughly within a day after applying. TIP: For best control of mole crickets, apply during the period when their eggs are hatching. Contact your County Extension Agent for the ideal dates to apply in your area.


TO CONTROL GARDEN PESTS	
PESTS	Armyworms, Cutworms, Grasshoppers, Stinkbugs
HOW MUCH TO APPLY	Apply 2 to 3 lbs. per 1000 sq. ft. Adjust your spreader to the proper setting. See table. This bag covers 5,000 sq. ft. Do not apply more than one time per season. Do not apply liquid sprays containing cyfluthrin in addition to this product.
VEGETABLE	Carrots, Peppers, Potatoes, Radishes, Sweet Corn, Tomatoes
HOW TO APPLY	Apply granules evenly over the garden. Water thoroughly within a day after applying. TIP: A hand-held spreader makes this easy.
FOR BEST RESULTS	Water in thoroughly after applying. Do not mow until the granules are thoroughly watered in. Many lawn pests cause damage by eating roots or tunneling through the turf. To prevent damage, apply PowerForce™ Multi-Insect Killer early—when pests are still young and easier to kill.

SPREADER SETTINGS: If your spreader is not listed, please call our Consumer Service Hotline 1-877-BayerAL for help. Rate: 2 to 3 lbs. per 1,000 sq. ft.

SPREADER SETTINGS			
Broadcast Spreaders	2 lb. Rate		Distance Between Passes (Ft.)
	Setting	Setting	
Model			
CYCLONE ROTARY	4.0	4.5	3.0
EARTHWAY ROTARY	12.0	13.0	7.0
EV-N-SPRED	12.0	13.0	7.0
K-GRO ROTARY	1.5	2.0	6.0
ORTHO ROTARY	1.5	2.0	6.0
PRECISION ROTARY (#SB50)	3.0	4.0	3.0
RED DEVIL ROTARY	3.0	4.0	3.0
REPUBLIC EZ ROTARY (#540)	1.5	2.0	6.0
SCOTTS SPEEDYGREEN 2000	4.5	5.0	4.0
SCOTTS SPEEDYGREEN 3000	4.5	5.0	4.0
SEARS ROTARY	1.5	2.0	6.0
TRUETEMPER ROTARY	4.0	4.5	3.0
VIGORO ROTARY	3.0	4.0	3.0
Drop Spreaders			
Model	2 lb. Rate		Distance Between Passes (Ft.)
	Setting	Setting	
K-GRO DROP	5.5	6.5	N/A
ORTHO DROP	5.5	6.5	N/A
REPUBLIC EZ DROP (#530)	5.5	6.5	N/A
SCOTTS ACCUGREEN 1000	6.0	6.5	N/A
SCOTTS ACCUGREEN 2000	6.0	6.5	N/A
SCOTTS ACCUGREEN 3000	6.0	6.25	N/A
SCOTTS DROP (#PF1, PF2, PF3, PF4)	6.0	6.75	N/A
SEARS DROP	5.5	6.5	N/A

*Settings are approximate. The condition of your spreader, the speed at which you walk, and uneven terrain may affect the rate of application. Calibrate your spreader according to manufacturer's directions.

TIP: 1000 sq. ft. = 20 ft. x 50 ft.
 Do not use a spreader that applies granules in narrow, concentrated or uneven bands. Be sure the spreader works properly and spreads granules evenly.

 Children and pets may re-enter after the treated area has been watered and allowed to dry.

IMPORTANT - Directions for Storage and Disposal

STORAGE CONDITIONS	Store in original container in a cool, dry place, out of the reach of children, preferably a locked storage cabinet.
DISPOSAL	<ul style="list-style-type: none"> Do not reuse empty container. Wrap the empty container in several layers of newspaper. Place bag in trash.

Important: It is best to use all of the product in accordance with label directions. If it is necessary to dispose of unused product, please follow any applicable state or local guidelines.

PRECAUTIONARY STATEMENTS

Hazards to Humans and Domestic Animals

CAUTION	<ul style="list-style-type: none"> Harmful if swallowed or inhaled. Causes eye irritation. Avoid contact with skin, eyes, or clothing. Wash thoroughly with soap and water after handling.
----------------	--

FIRST AID +

IN THE CASE OF ACCIDENTAL ...	IMMEDIATELY ...
SWALLOWING	<ul style="list-style-type: none"> Call a poison control center or doctor immediately for treatment advice. Have person sip a glass of water if able to swallow. Do not induce vomiting unless told to do so by a poison control center or doctor. Do not give anything to an unconscious person.
CONTACT WITH EYES	<ul style="list-style-type: none"> Hold eye open and rinse slowly and gently with water for 15 to 20 minutes. Remove contact lenses, if present, after the first 5 minutes, then continue rinsing eye. Call a poison control center or doctor for treatment advice.
INHALATION	<ul style="list-style-type: none"> Move person to fresh air. If not breathing, call 911 or an ambulance, then give artificial respiration, preferably mouth-to-mouth, if possible. Call a poison control center or doctor for treatment advice.

NOTE: When calling poison control center, have this product label accessible. If seeking treatment at an emergency room or doctor's office, bring this product label to show medical personnel.
For medical emergency information, you may call toll-free 1-877-229-3763.
 Active Ingredient: Cyfluthrin 0.1% (CAS # 68359-37-5)


ENVIRONMENTAL HAZARDS

- This pesticide is toxic to fish. Do not apply directly to water.
- Do not contaminate water when cleaning equipment or disposing of equipment washwater.
- Apply this product only as specified on this label.

NOTICE: Research and testing have determined that the "Directions for Use" are appropriate for the proper use of Bayer Advanced Lawn™ PowerForce™ Multi-Insect Killer under expected conditions. The Bayer assumes responsibility for lack of performance or safety if not used according to the directions.

Money Back Guarantee: If you are not satisfied with this product, we will gladly refund your original purchase price.

©2001 Bayer Advanced LLC
 Made in USA
 Distributed by:
 Bayer Advanced LLC
 1500 Urban Center Drive
 Birmingham, AL 35242
 Bayer and  are registered trademarks of Bayer AG



Bayer 

ADVANCED LAWN

TREATS
10,000
SQ FT

POWER FORCE

KILLS BUGS FAST

Multi-Insect Killer

READY-TO-SPREAD GRANULES

**Kills Lawn Pests-
GUARANTEED**

- ▶ Kills ants, fleas, ticks, cutworms, chinch bugs, mole crickets & other pests



Active Ingredient:
 Cyfluthrin 0.1%
 Other Ingredients 99.9%

KEEP OUT OF REACH OF CHILDREN
CAUTION See back panel for ingredients and precautionary statements
 DO NOT APPLY LIQUID SPRAYS CONTAINING CYFLUTHRIN IN ADDITION TO THIS PRODUCT.

NET WT 20 LB (9.07kg)

ADVANCED LAWN

POWER FORCE Multi-Insect Killer
KILLS BUGS FAST

POWER FORCE Multi-Insect Killer
KILLS BUGS FAST
ADVANCED LAWN



POWERFORCE™ KILLS BUGS FAST! Multi-Insect Killer



Bayer Advanced Lawn™ PowerForce™ Multi-Insect Killer provides up to 30 days insect protection against most common insects, including ants, ticks, and fleas. Keeping your yard and garden free of nuisance pests has never been easier.

READY-TO-SPREAD GRANULES

READ THE LABEL FIRST!

QUICK FACTS

- Kills Pests Outdoors in Lawns & Around Homes
- Easy-to-Use Granules

KILLS	Ants, Earwigs, Fleas, Centipedes, Spiders, Ticks, Cockroaches, and other listed pests
COVERAGE	Covers up to 10,000 sq. ft.
WHERE TO USE	Lawns, Gardens & around house foundations
WHEN TO USE	When insects or damage first appear
HOW MUCH TO USE	See directions
 	For questions or comments call toll-free 1-877-BayerAL or visit us on-line at www.BayerAdvanced.com

FOR OUTDOOR RESIDENTIAL USE

ACTIVE INGREDIENT:

Cyfluthrin.....	0.1%
OTHER INGREDIENTS.....	99.9%
	100.0%

*Other ingredients include: Ammonium sulfate granules, dipropylene glycol (to adhere the active ingredient on the granules) and organic solvent (less than 0.4%, to dissolve the active ingredient for mixing) and emulsifiers to keep the liquid ingredients uniformly mixed. Treats 10,000 sq. ft.

EPA Reg. No. 3125-506-72155

EPA Est. No. indicated by 2nd and 3rd digits of the batch number on this package.

(79) = 5905-CA-01 (46) = 5905-IA-01 (77) = 070989-MO-001 (76) = 34704-NB-1 (54) = 8660-AL-1 (03, 14) = 3125-MO-1

KILLS

Annual Bluegrass Weevil adults (Hyperodes), Ants, Armyworms, Billbugs (adults), Black Turfgrass Ateanins (adults), Centipedes, Chiggers, Chinchbugs, Cockroaches, Crickets, Cutworms, Digger Wasps (Cicada killer), Earwigs, Fleas, Grasshoppers, Hyperodes Weevil (adults), Leafhoppers, Mealybugs, Millipedes, Mole Crickets, Mosquitoes, Pillbugs, Scorpions, Sod Webworms (Lawn Moths), Sowbugs, Spiders, Termites, Ticks

DIRECTIONS FOR USE

It is a violation of Federal law to use this product in a manner inconsistent with its labeling. For best results, be sure to read and follow all label directions.

BEFORE YOU USE Read and follow these directions when using:	<ul style="list-style-type: none"> • Do not apply near fish pools, ponds, streams or lakes. • Food utensils such as teaspoons and measuring cups should not be used for food purposes after use with this insecticide. • Keep children and pets away from the treated area until it has been watered and allowed to dry.
---	---

HOW TO USE

TO CONTROL HOUSEHOLD PESTS BEFORE THEY COME INDOORS

PESTS	Ants, Centipedes, Cockroaches, Crickets, Digger Wasps, Millipedes, Pillbugs, Scorpions, Sowbugs, Spiders
HOW MUCH TO APPLY	1/3 to 1/2 cup per 45 to 50 ft. (2 to 3 ft. band) 2 to 3 lbs. per 1000 sq. ft. Covers 10,000 sq. ft. (a band 10 ft. by 1000 ft. long) 1 to 2 tsp. per mound or wasp burrow

HOW TO APPLY
Around the House
To keep these pests away from your home, apply granules in a band 2 to 3 feet wide around and up to the building.
TIP: A hand-held spreader makes this easy.
For Ant Mounds or Wasp Burrows
Sprinkle 1 to 2 teaspoons of granules over the ant mound or wasp burrow. Treat wasps at night, after they are back in their nest.

TO CONTROL LAWN PESTS

PESTS	Ants, Hyperodes Weevil (adults), Armyworms, Billbugs (adults), Black Turfgrass Ateanins (adults), Chiggers, Chinchbugs, Cutworms, Fleas, Grasshoppers, Leafhoppers, Mealybugs, Mole Crickets, Sod Webworms (Lawn Moths), Ticks
HOW MUCH TO APPLY	Apply 2 to 3 lbs. per 1000 sq. ft. (This bag covers up to 10,000 sq. ft.) Adjust your spreader to the proper setting. See table.
HOW TO APPLY	Use rotary or drop type spreaders to apply granules evenly over the lawn. To be sure you cover the entire area uniformly first treat the border of the lawn then fill in the center. Make parallel passes, walking at a steady pace to ensure even distribution of the granules. Water thoroughly within a day after applying. TIP: For best control of mole crickets, apply during the period when their eggs are hatching. Contact your County Extension Agent for the ideal dates to apply in your area.

TO CONTROL GARDEN PESTS

PESTS	Armyworms, Cutworms, Grasshoppers, Stinkbugs
HOW MUCH TO APPLY	Apply 2 to 3 lbs. per 1000 sq. ft. Adjust your spreader to the proper setting. See table. This bag covers 10,000 sq. ft. Do not apply more than one time per season. Do not apply liquid sprays containing cyfluthrin in addition to this product.
VEGETABLE	Carrots, Peppers, Potatoes, Radishes, Sweet Corn, Tomatoes
HOW MUCH TO APPLY	Apply granules evenly over the garden. Water thoroughly within a day after applying. TIP: A hand-held spreader makes this easy.
FOR BEST RESULTS	Water in thoroughly after applying. Do not mow until the granules are thoroughly watered in. Many lawn pests cause damage by eating roots or tunneling through the turf. To prevent damage, apply PowerForce™ Multi-Insect Killer early—when pests are still young and easier to kill.

SPREADER SETTINGS: If your spreader is not listed, please call our Consumer Service Hotline 1-877-BayerAL for help. Rate: 2 to 3 lbs. per 1,000 sq. ft.

SPREADER SETTINGS

Broadcast Spreaders	2 lb. Rate Setting	3 lb. Rate Setting	Distance Between Passes (Ft.)
Model			
CYCLONE ROTARY	4.0	4.5	3.0
EARTHWAY ROTARY	12.0	13.0	7.0
EV-N-SPRED	12.0	13.0	7.0
K-GRO ROTARY	1.5	2.0	6.0
ORTHO ROTARY	1.5	2.0	6.0
PRECISION ROTARY (#5B50)	3.0	4.0	3.0
RED DEVIL ROTARY	3.0	4.0	3.0
REPUBLIC EZ ROTARY (#540)	1.5	2.0	6.0
SCOTT'S SPEEDYGREEN 2000	4.5	5.0	4.0
SCOTT'S SPEEDYGREEN 3000	4.5	5.0	4.0
SEARS ROTARY	1.5	2.0	6.0
TRUE TEMPER ROTARY	4.0	4.5	3.0
VIGORO ROTARY	3.0	4.0	3.0
Drop Spreaders			
Model			
K-GRO DROP	5.5	6.5	N/A
ORTHO DROP	5.5	6.5	N/A
REPUBLIC EZ DROP (#530)	5.5	6.5	N/A
SCOTT'S ACCUGREEN 1000	6.0	6.5	N/A
SCOTT'S ACCUGREEN 2000	6.0	6.5	N/A
SCOTT'S ACCUGREEN 3000	6.0	6.25	N/A
SCOTT'S DROP (#PF1, PF2, PF3, PF4)	6.0	6.75	N/A
SEARS DROP	5.5	6.5	N/A

*Settings are approximate. The condition of your spreader, the speed at which you walk and uneven terrain may affect the rate of application. Calibrate your spreader according to manufacturer's directions.

*TIP: 1000 sq. ft. = 20 ft. x 50 ft.

Do not use a spreader that applies granules in narrow, concentrated or uneven bands. Be sure the spreader works properly and spreads granules evenly.

 Children and pets may re-enter after the treated area has been watered and allowed to dry.

IMPORTANT - Directions for Storage and Disposal

STORAGE CONDITIONS	Store in original container in a cool, dry place, out of the reach of children, preferably a locked storage cabinet.
DISPOSAL	<ul style="list-style-type: none"> • Do not reuse empty container. • Wrap the empty container in several layers of newspaper. • Place bag in trash.

Important: It is best to use all of the product in accordance with label directions. If it is necessary to dispose of unused product, please follow any applicable state or local guidelines.

PRECAUTIONARY STATEMENTS

Hazards to Humans and Domestic Animals

CAUTION	<ul style="list-style-type: none"> • Harmful if swallowed or inhaled. • Causes eye irritation. • Avoid contact with skin, eyes, or clothing. • Wash thoroughly with soap and water after handling.
----------------	--

FIRST AID +

IN THE CASE OF ACCIDENTAL ...	IMMEDIATELY ...
SWALLOWING	<ul style="list-style-type: none"> • Call a poison control center or doctor immediately for treatment advice. • Have person sip a glass of water if able to swallow. • Do not induce vomiting unless told to do so by a poison control center or doctor. • Do not give anything to an unconscious person.
CONTACT WITH EYES	<ul style="list-style-type: none"> • Hold eye open and rinse slowly and gently with water for 15 to 20 minutes. • Remove contact lenses, if present, after the first 5 minutes, then continue rinsing eye. • Call a poison control center or doctor for treatment advice.
INHALATION	<ul style="list-style-type: none"> • Move person to fresh air. • If not breathing, call 911 or an ambulance, then give artificial respiration, preferably mouth-to-mouth, if possible. • Call a poison control center or doctor for treatment advice.

NOTE: When calling poison control center, have this product label accessible. If seeking treatment at an emergency room or doctor's office, bring this product label to show medical personnel.
For medical emergency information, you may call toll-free 1-877-229-3763. Active Ingredient: Cyfluthrin 0.1% [CAS # 8359-37-5]

ENVIRONMENTAL HAZARDS

- This pesticide is toxic to fish. Do not apply directly to water.
- Do not contaminate water when cleaning equipment or disposing of equipment washwater.
- Apply this product only as specified on this label.

NOTICE: Research and testing have determined that the "Directions for Use" are appropriate for the proper use of Bayer Advanced Lawn™ PowerForce™ Multi-Insect Killer under expected conditions. The buyer assumes responsibility for lack of performance or safety if not used according to the directions.

Money Back Guarantee: If you are not satisfied with this product, we will gladly refund your original purchase price.

©2001 Bayer Advanced LLC
Made in USA
Distributed by:
Bayer Advanced LLC
1500 Urban Center Drive
Birmingham, AL 35242

Bayer and  are registered trademarks of Bayer AG

905896 R.1

